

# CHRISTMAS Card and Greetings



Get your children to make this funny three dimensional Christmas card of Father Christmas coming down the chimney.

They can send it to their friends and family.

**1** Give the children sheets of card (A4). Ask them to:

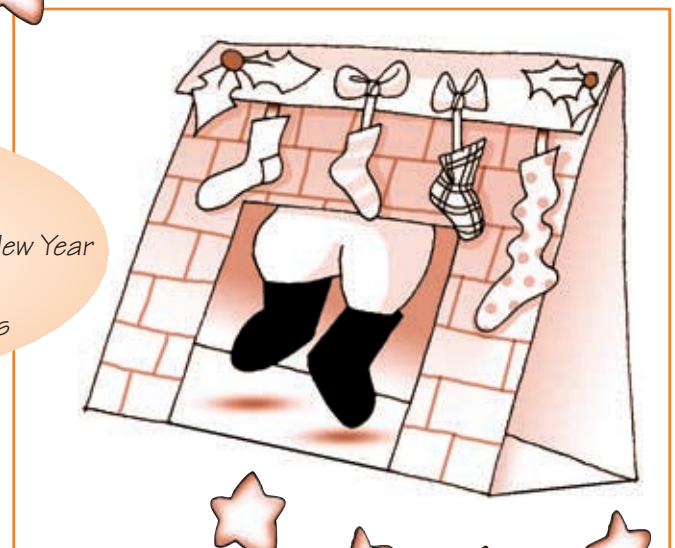

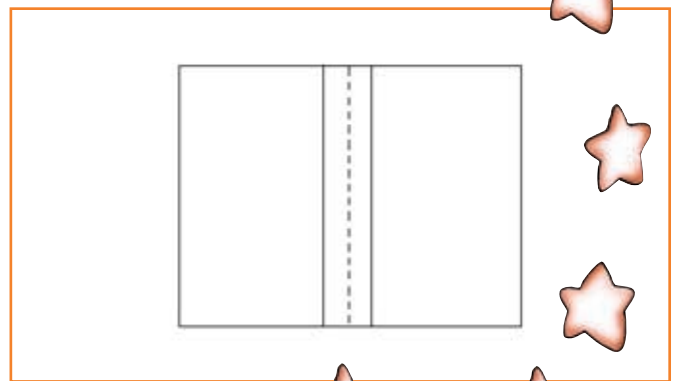
- Fold the card in half to find the centre
- Draw two parallel lines 3 cms. on either side of the centre
- Fold along these lines to make a triangular shape to be attached at the top.

**2** On one side cut out a rectangular shape to make the opening of the fireplace.

**3** Decorate the front to make it look like a fireplace:

- Draw bricks, Christmas stockings, holly, decorations etc.
- Paint the inside of the card black or brown
- Draw, colour and cut out Father Christmas' legs and glue them to the inside of the fireplace.
- Glue the top of the card together.

**4** Get the children to write Christmas greetings on the back of the card.



**Some suggestions**

- Happy Christmas*
- Merry Christmas and a Happy New Year*
- Season's Greetings*
- Best wishes at Christmas*

